

toyotafiberglass.com

1/4r panel + "stock" front fenders

Installing our glass 1/4r panels is not that difficult of a job and can even be done by a



novice . First things first .. removing the roof .



inner trim comes off

with the inner trim removed .. see L trim



install

the roof glass slider can be removed (only required if replacing L



trims) Time to remove the roof



inner trim panels

and rear seats




Next comes the outside




tail lamps



, mouldings .. bumper




ends



and fenders



antenna



and fuel filler lid



are saved .

Next is the old 1/4r . I use an air chisel or air sheers to cut the main portion of the side off

